

**'No Name' Rest Area - I-70 MM 118.64**  
**Elevation  $\approx$  5,900'**

**CDOT Region #3**



## Summary Observations

An on-site ADA survey was conducted September 27, 2016, by Patrick Going, ADA Consultant. All observations are based on the *2010 ADA Standards for Accessible Design*. These Standards may be found at [www.access-board.gov](http://www.access-board.gov).

'No Name' rest area is available for both west bound and east bound travelers. This is a scenic stop and not as busy as the other Glenwood Canyon rest areas. There is an elevated viewing area that may be reached by people with mobility impairments.

It is accessible to people with disabilities and is well maintained.

## Parking

The auto parking area has 49 spaces including two (2) accessible spaces. There is parallel parking for approximately 10 trucks and RVs along the entrance road.

## Path-of-Travel

The route from the two current accessible parking spaces to the restroom building is acceptable.

## Rest Rooms

The men's and women's restrooms are basically ADA compliant and provide a full-size accessible stall. Restroom signs need to be added to the wall on the latch side of the door. The sink pipes should be wrapped.

## Vending Machines, Picnic Tables and Visitor Information

The vending machines, visitor information and a picnic table by the accessible parking are accessible.

## Dog Relief Areas

There are numerous areas for 'dog relief'.





## ADA Graded Summary\*

\*Based on 2010 ADA Standards for Accessible Design







Excellent



Moderate



Poor

Parking	Path-of-Travel to Building/Services	Restrooms	Vending/Picnic Tables
			
Auto - 49 spaces/2 accessible. Truck/RV - 10 spaces along entrance road, none marked accessible.	Paved surface, curb cuts, accessible running slope.	<b>Women's &amp; Men's</b> accessible with full-size accessible toilet stall.	Vending, picnic tables, pet area accessible

### Recommendations

Description	Priority
Install another vertical sign at the second accessible parking space	Immediate
Paint diagonal stripes in space next to the accessible parking space to indicate access aisle. Maintain 8' x 8' or 13' x 5' required dimensions	Immediate
Add restroom signs on the wall, latch side of door, raised letters and Braille	Immediate
An access aisle is needed next to one of the accessible parking spaces	Soon
Wrap sink pipes	Soon











